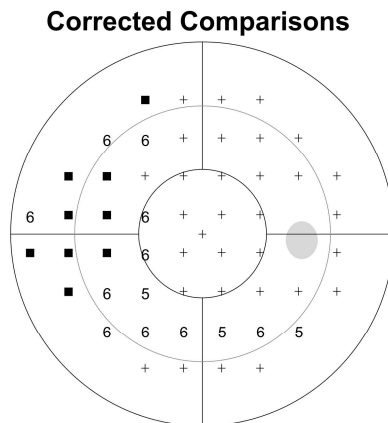
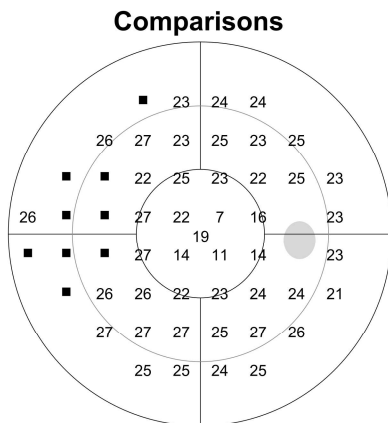
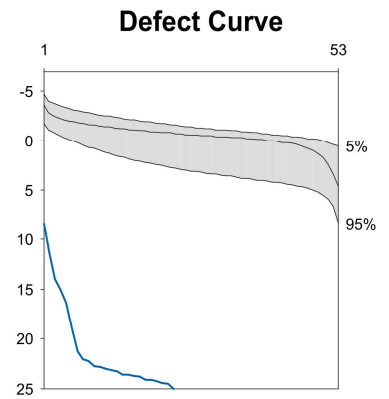
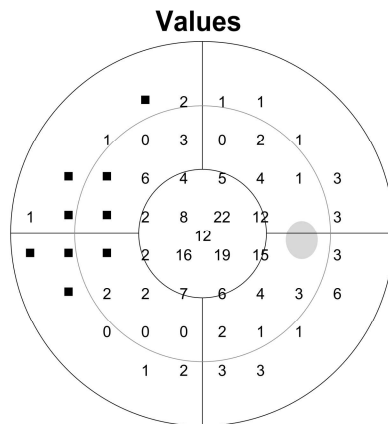
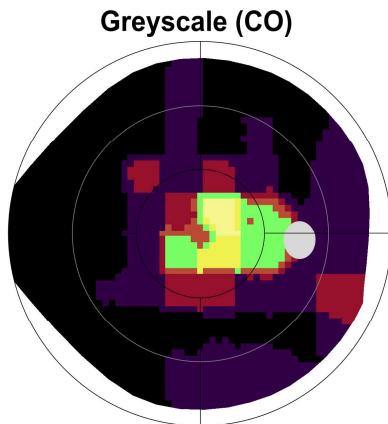


., AMAL DEV.B, 1/1/2010 (13y), Patient ID: 220709

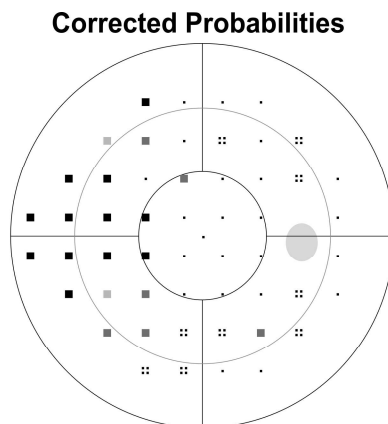
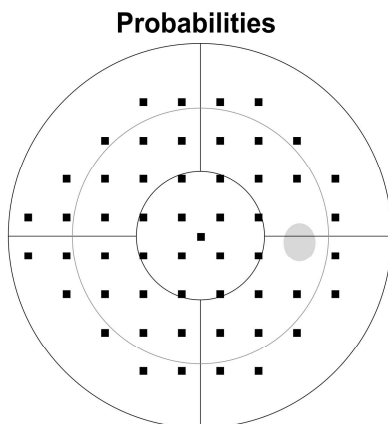
OD 14/6/2023 / 13:27

Examination parameters: 24-2, TOP, SAP, White/White, III
 Refraction, lens (S/C/A), pupil: -, -, 7.0 mm

False Positives/Negatives: 0% (0/2), 0% (0/2)
 Duration, questions/repetitions: 02:19, 55/2
 Fixation control: Med



Indices
 MD [dB]: **24.3** (p < 5%)
 sLV [dB]: **4.3** (p < 5%)
 DD [dB]: **20.4** (p < 5%)
 LD [dB]: **5.7** (p < 5%)
 MS [dB]: **3.7**



Stimulus: White, Standard, III, 4000 asb, 100 ms
 Background: White/31.4 asb
 Greyscale (CO): Defect [% of normal] 100 □ □ □ □ □ □ □ □ □ □ 0
 Comparisons & Corrected Comparisons + Defect < 5 [dB] ■ Absolute defect
 Probabilities & Corrected Probabilities • p > 5%; :: p < 5%; ■ p < 2%; ■ p < 1%; ■ p < 0.5%