

# M.N EYE HOSPITAL

781, T.H Road, Tondiarpet, Chennai . PH: 25956403/25953594

OD/OS

## ONH/GCC Symmetry Analysis Report


Patient: PARVATHI, V  
 Physician: DR, DEEPIKA  
 Operator: MRS., BHARATHI. V  
 Disease:

Gender: Female  
 ID: 270175

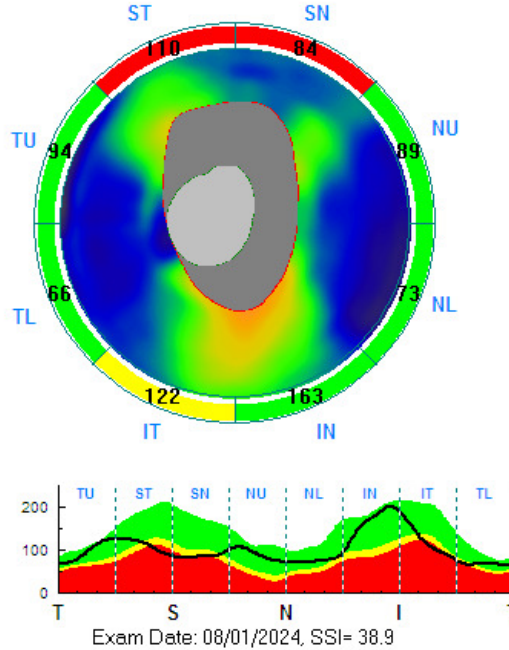
Exam Date: 08/01/2024  
 DOB(age): 08/01/1980 (44)  
 Ethnicity: Indian  
 Algorithm Ver: A6, 11, 0, 12

OD

GCC Significance



Optic Nerve Head Map



RNFL Parameters	OD	OS
Avg. RNFL	99.98	95.54
Sup. Avg	94.13	90.13
Inf. Avg	105.84	100.95

Nerve Head Parameters	OD	OS
Rim Volume (mm <sup>3</sup> )	0.304	0.067
Nerve Head Vlm (m...)	0.579	0.133
Cup Volume (mm <sup>3</sup> )	0.286	0.642

Nerve Head Parameters	OD	OS
Optic Disk Area (...)	4.50	2.80
Cup/Disc Area Ratio	0.30	0.64
Horizontal C/D Ra...	0.68	0.99
Vertical C/D Ratio	0.53	0.83
Rim Area (mm <sup>2</sup> )	3.17	1.01
Cup Area (mm <sup>2</sup> )	1.33	1.79

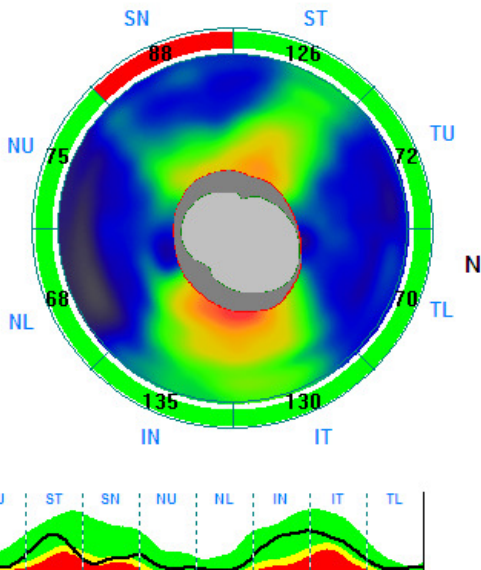
p > 5% Within Normal  
 p < 5% Borderline  
 p < 1% Outside Norm

Exam Date: 08/01/2024, SSI= 28.8


Exam Date: 08/01/2024, SSI= 38.9

OS

Optic Nerve Head Map

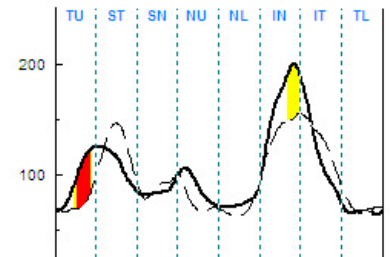


GCC Significance



GCC Parameters	OD	OS
Avg. GCC(μm)	93.63	88.16
Sup. GCC(μm)	92.64	86.46
Inf. GCC(μm)	94.61	89.87
FLV (%)	1.950	0.305
GLV (%)	5.808	9.248

Solid line - OD  
 Dash line - OS



Report Date: Monday January 08 15:14:36 2024

Software Version #6, 11, 0, 12

Comment:

Signature:

Defining the OCT Revolution

