

M.N EYE HOSPITAL

781, T.H Road, Tondiarpet, Chennai . PH: 25956403/25953594

OD/OS

ONH/GCC Symmetry Analysis Report

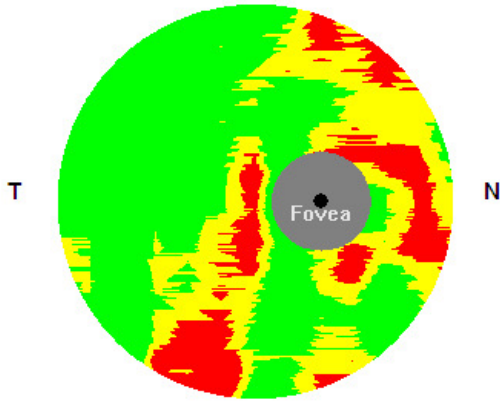
Patient: DEIVARAJ, K
 Physician: DR., MALARKODI S
 Operator: MRS., BHARATHI. V
 Disease:

Gender: Male
 ID: 220996

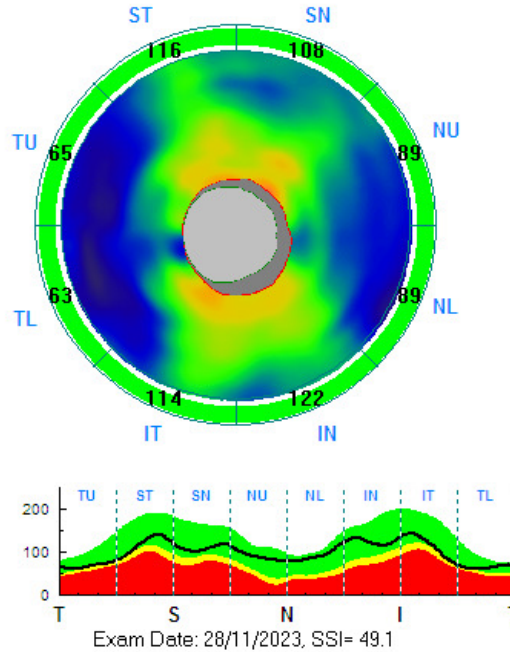
Exam Date: 28/11/2023
 DOB(age): 23/04/1968 (55)
 Ethnicity: Indian
 Algorithm Ver: A6, 11, 0, 12

OD

GCC Significance



Optic Nerve Head Map



RNFL Parameters	OD	OS
Avg. RNFL	95.71	100.13
Sup. Avg	94.31	93.76
Inf. Avg	97.11	106.50

Nerve Head Parameters	OD	OS
Rim Volume (mm ³)	0.023	0.034
Nerve Head Vlm (m...)	0.052	0.072
Cup Volume (mm ³)	0.835	1.297

Nerve Head Parameters	OD	OS
Optic Disk Area (...)	1.94	2.47
Cup/Disc Area Ratio	0.72	0.70
Horizontal C/D Ra...	0.93	0.90
Vertical C/D Ratio	0.92	0.77
Rim Area (mm ²)	0.54	0.74
Cup Area (mm ²)	1.40	1.73

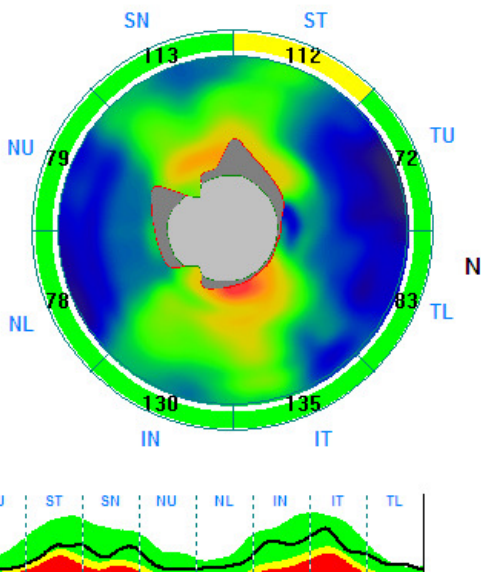
p>5% Within Normal
 p<5% Borderline
 p<1% Outside Norm

Exam Date: 28/11/2023, SSI= 52.0

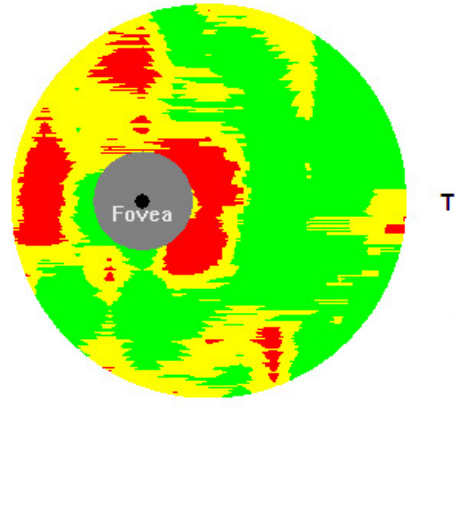
Exam Date: 28/11/2023, SSI= 49.1

OS

Optic Nerve Head Map

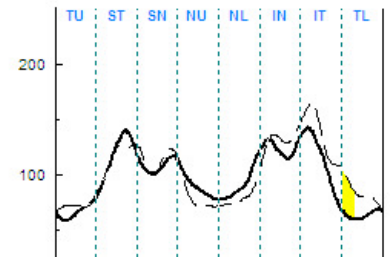


GCC Significance



GCC Parameters	OD	OS
Avg. GCC(μm)	81.28	79.87
Sup. GCC(μm)	82.88	79.64
Inf. GCC(μm)	79.68	80.11
FLV (%)	1.887	1.845
GLV (%)	15.787	17.429

Solid line - OD
 Dash line - OS



Report Date: Tuesday November 28 14:23:01 2023

Software Version #6, 11, 0, 12

Comment:

Signature:

Defining the OCT Revolution

